

**1** This table shows six different types of cat and where they are found in the world.

[2010]

	Europe and Middle East	Asia	Africa
Jungle cat	✓	✓	✗
Wildcat	✓	✓	✓
Tiger	✗	✓	✗
Lion	✗	✓	✓
Cheetah	✗	✗	✓
Leopard	✓	✓	✓

Use this table to answer these questions.

Which type of cat is found **only** in Africa?




\_\_\_\_\_

Which types of cat are found in all three parts of the world?



\_\_\_\_\_

[2 marks]



A school has sports day.

The winner of each event scores **10 points**.

This chart shows the points scored by each team.

Event	Team				
	Red	Green	Blue	Yellow	White
100m	8	6	2	10	4
Long jump	10	2	6	4	8
Relay	4	6	8	10	2
High jump	8	2	10	6	4

How many **events** did the **Yellow team** win?




Which team came **second** in the **relay**?




[2 marks]

3

[2001]

This chart shows the musical instruments some children play.

	Lena	John	Rashid	Nicola	Yin
drums	✓	✓		✓	
keyboard			✓		
trumpet	✓				✓
recorder			✓	✓	✓
piano	✓	✓	✓		

Who plays **both recorder and drums**?



.....

How many children play **more than two** musical instruments?



[2 marks]

4

Some children were asked to choose their favourite animal in the zoo.

[2007]

This table shows the results.

	Girls	Boys
zebra	9	3
lion	4	9
giraffe	7	4
monkey	8	7
elephant	6	5

How many more girls than boys chose giraffes?



How many more boys chose lions than elephants?



Which animal was chosen by the greatest number of children?



[3 marks]

5

Kirsty, Seb, Mina, Jack and Donna belong to a sports club.

[2012]

This table shows the sports they do in one week.

	Mon	Tues	Wed	Thurs	Fri
Swimming	Kirsty Jack		Jack	Kirsty Donna	Donna
Jogging	Seb	Mina			Mina Kirsty Jack
Cycling		Kirsty Donna		Jack	Seb

How many of the children do **not** go swimming?



Write the names of all the children who go **both** jogging **and** cycling.



---

[2 marks]

**6**

[2003]

This table shows how many journeys a taxi driver made on five days and how much money he collected.

	number of journeys	money collected
Monday	23	£85
Tuesday	36	£112
Wednesday	18	£69
Thursday	31	£124
Friday	35	£109

How much money did he collect on the day that he made the most journeys?




£

How much more money did he collect on Monday than on Wednesday?



£

[2 marks]



This table shows the numbers of children who went walking, sailing or climbing at an outdoor centre.

	May	June	July
walking	25	80	75
sailing	15	42	50
climbing	18	27	23

How many children went **sailing** in **May, June and July** altogether?




How many **more** children went **walking** in **June** than **climbing** in **June**?




[2 marks]

**8**

The table below shows five journeys a taxi driver made one day.

[2012]

journey number	start time	number of passengers	distance	cost
1	9:15am	2	8km	£7.50
2	9:40am	1	12km	£9.90
3	10:30am	3	7km	£7.60
4	10:50am	1	21km	£15.50
5	12:10pm	4	15km	£12.00

On journey number 5, the passengers shared the cost equally.

How much did **each** passenger pay?



£

How many **passengers** made journeys of more than 10km?



passengers

The 12km journey took 40 minutes.

What time did the taxi finish its journey?



am

[3 marks]



This table shows the four most popular names for baby girls born each year from 2004 to 2008.

	2004	2005	2006	2007	2008
1st	Emily	Jessica	Olivia	Grace	Olivia
2nd	Ellie	Emily	Grace	Ruby	Ruby
3rd	Jessica	Sophie	Jessica	Olivia	Grace
4th	Sophie	Olivia	Ruby	Emily	Emily

In how many years was Olivia in the **top three** most popular names?



Write **all** the years when Emily was a more popular name than Jessica.



---

[2 marks]

**10**

Five children took part in a chess competition.

[2013]

They each played six games.

This table shows how many games each child won, drew or lost.

	won	drew	lost
Alfie	1	3	2
Megan	2	2	2
Chen	3	3	0
Donna	4	0	2
Tom	0	5	1

How many children drew more games than they lost?



Each child scores two points for a win,  
one point for a draw,  
no points for a loss.

Who scored the most points?



---

[2 marks]

11

[2006]

Five children have ticked this table to show on which days they are free to go out.

	Emma	David	Lin	Jack	Rosie
Mon		✓	✓		✓
Tue	✓		✓	✓	
Wed		✓			✓
Thu			✓	✓	✓
Fri	✓	✓			✓

On how many days are **more than two** children free to go out?



On which days are Lin and Rosie both free to go out together?



---

[2 marks]



The table shows the cost of coach tickets to different cities.

		Hull	York	Leeds
Adult	single	£12.50	£15.60	£10.25
	return	£23.75	£28.50	£19.30
Child	single	£8.50	£10.80	£8.25
	return	£14.90	£17.90	£14.75

What is the total cost for a **return** journey to York for one adult and two children?



£

How much **more** does it cost for two adults to make a **single** journey to Hull than to Leeds?



£

[2 marks]

**13**

[2005]

On Monday all the children at Grange School each play one sport.

They choose either hockey or rounders.



There are **103** children altogether in the school.

**27** girls choose hockey.

Write all this information in the table.  
Then complete the table.



	hockey	rounders	Total
boys	22		
girls			53
Total			

[3 marks]

**14**

The chart shows the distances in miles between five cities in America.

[Extra]

	Chicago			
Denver	1015	Denver		
New York	797	1799	New York	
Seattle	2062	1329	2864	Seattle
Washington	701	1686	228	2769

It is 1686 miles from Washington to Denver.

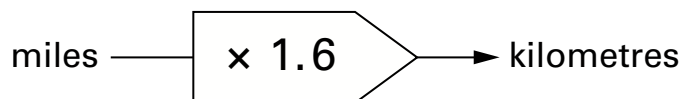
How many miles is it from Washington to Chicago?

 miles

Which two cities have the greatest distance between them?

and

To change miles to kilometres use this rule:



How many kilometres is it from New York to Washington?

 km

[3 marks]

Ali asked four people:

[Extra]

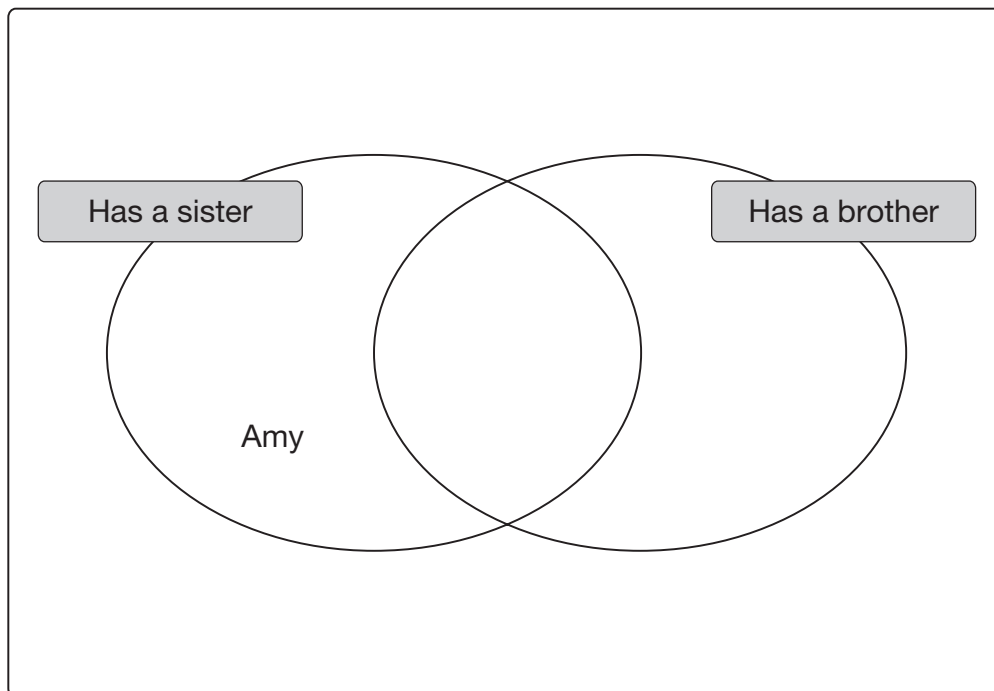
*“Do you have a **sister**?”*

*“Do you have a **brother**?”*

The answers are shown in the table below.

	Has a sister	Has a brother
Amy	Yes	No
John	No	Yes
Gill	Yes	Yes
Fred	No	No

Write the names John, Gill and Fred in the correct places on the diagram below.

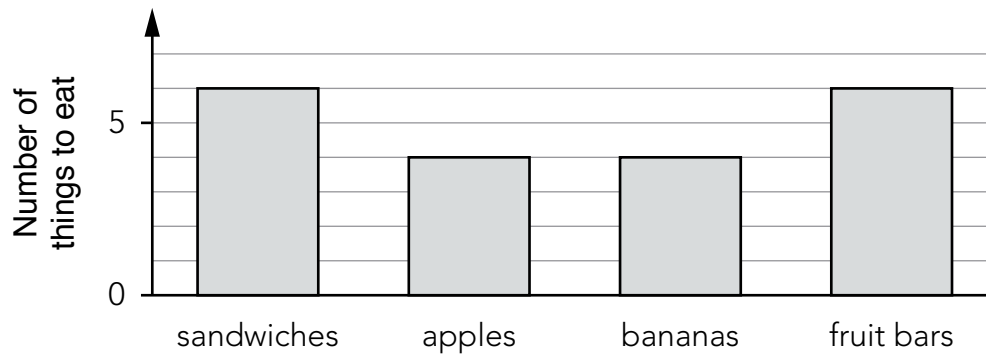


[2 marks]

This table shows the number of things to eat in **five** children's lunch boxes.

	sandwiches	apples	bananas	fruit bars
Lisa	1	2	0	2
Jack	2	0	2	1
Kemi	1	1	0	2
Nik	1	2	1	0
Ben	2	1	2	1

Here is a graph of the information for **four** of the children.



Which child's information is missing from the graph?

Explain how you know.